



ABOUT US

BioSci Healthcare is a leading diagnostic device company, based in Bhopal, Madhya Pradesh, INDIA which is geographically located in the center of the country.

We, with over 30-year experiences in research & innovation, manufacturing, marketing of in-vitro diagnostic kits, reagents and instruments both nationally and globally, are striving to be one of the world-class IVD manufacturers in the world.

In-Vitro diagnostic Kits & Reagents

- * Rapid Test Kits
- * Biochemistry Reagents
- * Urine Strips
- * Serology
- * ELISA tests

INSTRUMENTS

- * HPLC Analyzer (HbA1c & Thalassemia)
- * Electrolyte Analyzer
- * Fully-Automated Biochemistry Analyzer
- * Semi-Automated Biochemistry Analyzer

Our manufacturing plants are ISO 13485:2016 certified, CE, WHO-GMP qualified, employing cutting-edge technology and stringent quality control measures.

We firmly believe that quality is the significant key to success & hence the concern for quality has always been the company's core preoccupation. With world class manufacturing technology, latest competent machinery in best manufacturing setup, along with experienced, dedicated manpower with can-do attitude and customer-centric mindset, we offer premium packaging to serve the customized requirements of our customers.



MISSION

To provide diagnostic solutions with superlative standards of Efficiency, Ethics and Quality at an affordable cost to the customer and minimise the difference between the man and machines for diagnostic solutions.

VISION

To be the leading provider of affordable diagnostic solutions in the region.

BioSci Healthcare believes that the correct diagnosis along with proper treatment decisions help enhance life quality of our human beings.

An Obsession with Quality Ethic in all areas of work Outstanding customer service that exceeds expectations

GOALS

Regional and international expansion in the field of medical diagnostic services and developing a strong collaborative partner network to exponentially increase the client base to build an unmatched reputation in the healthcare sector.



RAPID DIAGNOSTIC KIT

BioSci True-Detect Dengue NS1 Antigen

Detection Marker - **Qualitative detection of Dengue NS1 Antigen**

20 MIN

TEST TIME

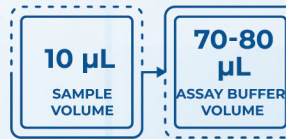


Sensitivity 100%
Specificity 100%
Sample Type - Serum, Plasma & Whole Blood
Intended Use - Clinical Professionals Only



BioSci True Detect Dengue Antibody (IgG/IgM)

Detection Marker - **Qualitative differential detection of Anti-Dengue IgG and Anti-Dengue IgM antibodies**



Sensitivity 99.10%
Specificity 99.50%
Sample Type - Serum, Plasma & Whole Blood
Intended Use - Clinical Professionals Only

20 MIN

TEST TIME

BioSci True-Detect Dengue Antigen & Antibody

Detection Marker - **Qualitative differential detection of Dengue NS1 Antigen and Anti-Dengue IgG, Anti-Dengue IgM antibodies. Intended as an aid to an early diagnosis of dengue infection & presumptive diagnosis between primary & secondary dengue infection.**

20 MIN

TEST TIME



Sensitivity For NS1 100% & For IgG/IgM 99.1%
Specificity For NS1 100% & For IgG/IgM 99.5%
Sample Type - Serum, Plasma & Whole Blood
Intended Use - Clinical Professionals Only

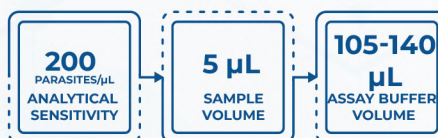


RAPID DIAGNOSTIC KIT



BioSci True Detect **Malaria Ag P.f / P.v**

Detection Marker - Qualitative differential detection of Histidine-rich protein II (HRP II) antigen of Plasmodium falciparum and Plasmodium lactate dehydrogenase (pLDH) antigen of Plasmodium vivax



**20-25
MIN**

TEST TIME

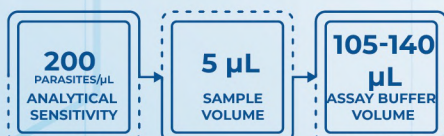
Sensitivity 100%
Specificity 100%
Sample Type - Whole Blood
Intended Use - Clinical Professionals Only

BioSci True Detect **Malaria Ag P.f/Pan**

Detection Marker - Qualitative differential detection of Histidine-rich protein II (HRP II) antigen of Plasmodium falciparum and Plasmodium lactate dehydrogenase (pLDH) antigen of Plasmodium vivax, Plasmodium ovale, Plasmodium malariae

**20-25
MIN**

TEST TIME

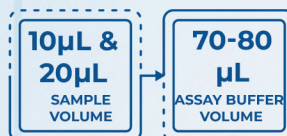


Sensitivity 100%
Specificity 100%
Sample Type - Whole Blood
Intended Use - Clinical Professionals Only



BioSci True-Detect **H.pylori Antibody (IgG/IgM)**

Detection Marker - Qualitative detection of Anti-H.pylori IgG, IgM and IgA antibodies



**20
MIN**

TEST TIME

Sensitivity 99.65%
Specificity 100%
Sample Type - Serum, Plasma & Whole Blood
Intended Use - Clinical Professionals Only

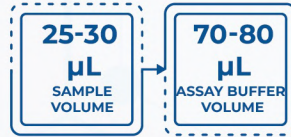


RAPID DIAGNOSTIC KIT



BioSci True-Detect HIV 1/2 Antibody

Detection Marker - Qualitative differential detection of Anti-HIV-1 and Anti-HIV-2 antibodies to p24, gp41, gp120 antigens of HIV-1 and gp-36 antigen of HIV-2.



TEST TIME

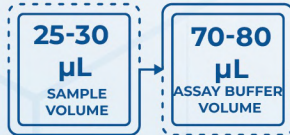
Sensitivity **100%**
Specificity **100%**
Sample Type - *Serum, Plasma & Whole Blood*
Intended Use - *Clinical Professionals Only*

BioSci True-Detect HCV Antibody

Detection Marker - Qualitative detection of Anti-HCV antibodies test.



TEST TIME



Sensitivity **100%**
Specificity **99.63%**
Sample Type - *Serum, Plasma & Whole Blood*
Intended Use - *Clinical Professionals Only*



BioSci True Detect HBsAg

Detection Marker - Qualitative detection of Hepatitis B Surface antigen



TEST TIME

Sensitivity **100%**
Specificity **100%**
Sample Type - *Serum, Plasma & Whole Blood*
Intended Use - *Clinical Professionals Only*

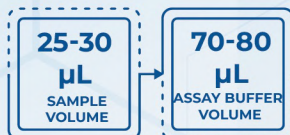


BioSci True-Detect Syphilis Antibody

Detection Marker - Qualitative detection of Anti-syphilis (IgG/IgM) antibodies to Tp15, Tp17 & Tp47 antigen of Treponema pallidum.



TEST TIME



Sensitivity **100%**
Specificity **99.55%**
Sample Type - *Serum, Plasma & Whole Blood*
Intended Use - *Clinical Professionals Only*



RAPID DIAGNOSTIC KIT

BioSci True-Detect **Early Pregnancy Detection Test**



Detection Marker - Qualitative detection of human chorionic-gonadotrophic hormone (hCG) for detection of pregnancy.



Sensitivity **25mIU/ml**
Specificity **100%**
Sample Type - **Urine**
Intended Use - **Self Test Kit**

RAPID DIAGNOSTIC KIT

- HIV-1/2 Antibody Rapid Test
- HBsAg Rapid Test Device
- HCV Rapid Test Kit
- Syphilis Antibody Test Strip
- Syphilis Antibody Test Device
- Dengue Combo (Ag+Ab) Rapid Test
- Dengue virus NS1 Antigen Test
- Malaria Antigen (Pf/Pv) Rapid Test Device
- Malaria Antigen (Pf/Pan) Rapid Test Device
- Covid-19 Antigen Rapid Test
- Covid-19 Antigen RT-PCR Test
- Chikungunya Antibody (IgG/IgM) Rapid Test
- Chikungunya Antibody (IgM) Rapid Test
- Leptospira Antibody (IgG/IgM) Rapid Test
- Typhoid Antibody (IgG/IgM) Rapid Test
- Typhoid Antibody (IgM) Rapid Test
- H.pylory Antibody (IgG/IgM) Rapid Test
- Dengue IgG/IgM Rapid Test
- Luteinizing Hormones (LH) Test Kit
- Human Chorionic Gonadotropin (hCG) Test (Mini)
- Human Chorionic Gonadotropin (hCG) Test (Regular)
- Human Chorionic Gonadotropin (hCG) Test (Strip)
- Human Chorionic Gonadotropin (hCG) Test (Midstream)
- Viral Transport Medium
- HIV+SYP Combo Rapid Test
- Sickle Cell Rapid Test
- Scrub Typhus Rapid Test

BIOCHEMISTRY REAGENTS



BioSci True-Detect **Uric Acid Kit**

Method - TBHBA, End Point

Intended Use - Diagnostic reagent for in-vitro quantitative determination of Uric Acid in human serum/plasma on photometric analyzers.

BioSci True-Detect **Urea Kit**

Method - GLDHUV, Fixed time Kinetic

Intended Use - Diagnostic reagent for in-vitro quantitative determination of Urea in human serum/plasma on photometric analyzers.



BioSci True-Detect **Triglyceride Kit**

Method - GPO/PAP, End Point

Intended Use - Diagnostic reagent for in-vitro quantitative determination of Triglyceride in human serum/plasma on photometric analyzers.



BioSci True-Detect **Protein Kit**

Method - Biuret, End Point

Intended Use - Diagnostic reagent for in-vitro quantitative determination of Total Protein in human serum/plasma on photometric analyzers.



BioSci True-Detect **Bilirubin Kit**

Method - Modified Jendrasik & Grof End Point

Intended Use - Diagnostic reagent for in-vitro quantitative determination of Total Bilirubin in human serum/plasma on photometric analyzers.



BIOCHEMISTRY REAGENTS



BioSci True-Detect **SGOT Kit**

Method - IFCC, Rate Kinetic

Intended Use - Diagnostic reagent for in-vitro quantitative determination of SGOT in human serum/plasma on photometric analyzers.

BioSci True-Detect **SGPT Kit**

Method - IFCC, Rate Kinetic

Intended Use - Diagnostic reagent for in-vitro quantitative determination of SGPT in human serum/plasma on photometric analyzers.



BioSci True-Detect **Phosphorus Kit**

Method - Molybdate, UV End Point

Intended Use - Diagnostic reagent for in-vitro quantitative determination of Phosphorus in human serum/plasma on photometric analyzers.



BioSci True-Detect **Micro-protein Kit**

Intended Use - Diagnostic reagent for in-vitro quantitative determination of Micro-protein in human serum/plasma on photometric analyzers.



BioSci True-Detect **Magnesium Kit**

Method - Xylidyl Blue

Intended Use - Diagnostic reagent for in-vitro quantitative determination of Magnesium in human serum/plasma on photometric analyzers.



BIOCHEMISTRY REAGENTS



BioSci True-Detect **Lipase Kit**

Method - Colorimetric, Fixed Time Kinetic
Intended Use - Diagnostic reagent for in-vitro quantitative determination of Lipase in human serum/plasma on photometric analyzers.

BioSci True-Detect **LDL Cholesterol Kit**

Method - Direct
Intended Use - Diagnostic reagent for in-vitro quantitative determination of LDL cholesterol in human serum/plasma on photometric analyzers.



BioSci True-Detect **Electrolyte Reagent Kit**

Intended Use - Diagnostic reagent for in-vitro quantitative determination of Electrolytes in human serum/plasma on photometric analyzers.



BioSci True-Detect **HDL Cholesterol Kit**

Method - Direct
Intended Use - Diagnostic reagent for in-vitro quantitative determination of HDL Cholesterol in human serum/plasma on photometric analyzers.



BioSci True-Detect **HbA1C Kit**

Method - Turbimatex
Intended Use - Diagnostic reagent for in-vitro quantitative determination of HbA1C in human whole blood on photometric analyzers.



BioSci True-Detect **Glucose Kit**

Method - GOD/POD, End Point
Intended Use -



BIOCHEMISTRY REAGENTS

BIOCHEMISTRY REAGENT

- Albumin Test Reagent
- Acid Phosphatase Test Reagent
- Alkaline Phosphatase Test Reagent
- Amylase Test Reagent
- Bilirubin Test Reagent (Total/Direct)
- Bilirubin Test Reagent (Total)
- Bilirubin Test Reagent (Direct)
- Calcium Test Reagent
- Chloride Test Reagent
- Cholesterol (Total) Test Reagent
- HDL Cholesterol Test Reagent
- LDL Cholesterol Test Reagent
- Alanine Amino Transferase SGPT (ALT) Test Reagent
- Aspartate Amino Transferase Test Reagent
- Creatine Kinase (CK-NAC)Test Reagent
- Creatine Kinase (CK-MB)Test Reagent
- Creatinine Test Reagent
- Glucose Test reagent
- LDH (Lacto Dehydrogenase) Test Reagent
- Gamma Glutamyl Transferase (GGT) Test Reagent
- IRON/TIBC Test Reagent
- Cholinesterase Test Reagent
- Hemoglobin Test Reagent
- Uric Acid Test Reagent
- Total Protein (s) Test Reagent
- Lipase Test Reagent
- Urea Test Reagent
- Triglycerides Test Reagent
- Potassium Test Reagent
- Sodium Test Reagent
- HbA1C Test Reagent
- Acid Phosphatase Test Reagent
- Hemoglobin Test Reagent
- IRON/TIBC Test Reagent
- Cholinesterase Test Reagent

TURBILATEX

- HbA1C
- CRP
- ASO
- RF
- G6PDH
- Vitamin D

URINE ANALYSIS

URINE ANALYSIS STRIP

- 2P (Glucose,Protein)
- 2K (Ketone,Glucose)
- 4S (Protein,Glucose,pH,S.G)
- 4P (Protein,Glucose, Ketone,pH)
- UTI (Nitrite,Leucocytes)
- 10P (Blood,Bilirubin,Urobilinogen, Ketone, Protein, Nitrite,Glucose,pH, Specific Gravity, Leucocytes)
- Urine Analysis Strip 1G (Glucose) Test
- Urine Analysis Strip
- 11P (BLO, BIL, URO, KET, PRO, NIT, GLU, pH, SG, LEU & ASC) Test



INSTRUMENTS

Electrolyte Analyzer

Model Name : BioSciLyte



Technical Parameter

Item	Linearity (mm ol/L)	Slope	Lifespan
K+	0.01-99.00	58	12 months
Na+	1.0-999.0	58	12 months
Cl-	1.0-999.0	56	12 months
Ca ²⁺	0.01-9.9	28	12 months
Li	0.01-9.9	56	12 months
PHT	3.50-10.08	58	12 months

Technical Specification

- ISE (Ion Selectivity Electrode).
- Low reagent consumption.
- Maintenance-free electrode.
- Automatic reagent replacement warning.
- Simple and reliable design of fluid tubing system and electrodes, minimize, the maintenance work.
- Sample : Serum/ Plasma/ Whole Blood/ Urine/ CSF.
- Sample Volume : 80-150µL.
- Reagent Volume : 300µL.
- Throughput : 80 samples/hour.
- Calibration : Automatic or On-demand.
- Printer : Inner Thermal Printer.
- Display : 5inch Touch Screen.
- Storage : Upto 2000 tests.
- Interface : RS-232.
- Working Conditions: Temperature 15-30°C.
- Humidity : 20% - 80%.
- Power Requirement : 110~240AV ± 10%,50/60Hz, 80W.
- Net weight : 8Kgs.

Electrodes Selection

- Selection A K+, Na+
- Selection B K+, Na+, Cl-
- Selection C K+,Na+,Cl-,Ca⁺⁺
- Selection D K+,Na+,Cl-,Ca⁺⁺,PH
- Selection E K+,Na+,Cl-,Li+

Reagent

- Standard Reagent A 400mL
- Standard Reagent B 100mL
- Q.C. Solution 1mlx10
- Cleaning Liquid 50m
- ION.Electrode Filler 1mlx10
- Ref.Electrode Filler 10mL
- Deproteinized Solution 10mL

HPLC Analyzer (HbA1C & Thalassemia)

Model Name : S8 Hemoglobin Analyzer

Technical Specification



S8 Hemoglobin Analyzer

- **Methodology :**
High Performance Liquid Chromatography (HPLC)
- **Test Modes :** Stander Mode, Variant Mode, Thalassaemia Mode
- **Test Range :** 3%- 18%
- **Precision :** CV \leq 1.5%
- **Test Speed :** 130 Secs/T for Variet Mode, 380 Secs/T for Thalassaemia Mode
- **Sample Type :** Venous Blood, Finger Peripheral Blood, Lyophilized Whole Blood, Peripheral Blood, 500 μ l (150 Dilution Ratio)
- **Auto Sample Station :** 10 Positions
- **Photometer :** 415nm + 500nm Detector
- **Chromatography Column :** Available Tests \geq 1600T
- **Filter :** \geq 800T
- **Display :** 10.1" TFT True Color LCD Touch Screen
- **Software :** Linux Software with Self-Diagnosis to Monitor and Detect System Errors
- **Reagent Kit :** Eluent A, Eluent B, Eluent C, Hemolysin, Calibrator, QC Material (Weight Sensor \pm 1%)
- **Information Input :** Scanner or Touch Keypad
- **Storage :** 4000 Sample Results
- **Connection :** USB, LAN, LIS Compatible
- **Printer :**
Thermal Printer and External Laser Printer
- **Operation :** Temperature 10 ~ 30°C (50~86°F)
- **Humidity :** \leq 80%
- **Power :** AC 100-240V 50/60Hz 120VA
- **Dimensions :** 600mm x 360mm x 540mm (23.6"H x 14.2 "W x 21.3"D)
- **Weight :** 49 KG (108 lbs)
- **Barcode Scanner :** QC Curve

HPLC Analyzer (HbA1C & Thalassemia)

Model Name : S9 Hemoglobin Analyzer

Technical Specification

- **Methodology :**
High Performance Liquid Chromatography (HPLC)
- **Test Modes :** Fast Mode, Variant Mode, β - Thalassemia Mode
- **Test Range :** 3%- 18%
- **Precision :** CV \leq 1.5%
- **First Sample Result :** 2.4 Mins
- **Test Speed :** Fast Mode : 1.2 Mins/T,
Variant Mode : 1.6 Mins/
- **Sample Type :** Venous Blood, Finger Peripheral Blood, Lyophilized Whole Blood
- **Sample Volume :** 10 μ l (1500 Dilution Ratio)
- **Auto Sample Station :** 110 Positions + 1 Stat Position
- **Photometer :**
415nm + 500nm LED, 20000 Hours Life Span
- **Chromatography Column :** Available Tests \geq 1600T
- **Filter :** \geq 400T
- **Display :** 8" TFT True Color LCD Touch Screen
- **Software :** Embedded System with Self-Diagnosis to Monitor and Detect System Errors
- **Reagent Kit :**
Eluent A, Eluent B, Eluent C, Hemolysin, Calibrator, QC Material
- **Information Input :** Scanner or Touch Keypad
- **Storage :** 4000 Sample Results
- **Connection :** Rs. 232, USB, LAN, LIS Compatible
- **Printer :** Thermal Printer and External Laser Printer
- **Operation Temperature :** 10 ~ 30°C (50~86°F)
- **Humidity :** 10 ~ 70%
- **Power :** AC 100-240V 50/60Hz 150VA
- **Dimensions :**
580mm x 500mm x 520mm
(22.8"Hx19.7"Wx20.5"D)
- **Weight :** 50 KG (110 lbs)
- **Barcode Scanner :** Internal Automated Scan



S9 Hemoglobin Analyzer


INSTRUMENTS

Semi Automatic Chemistry Analyzer

Model Name : BioSci50

Specification

- **LIGHT SOURCE**
12V/20W Halogen Lamp
- **WAVELENGTH RANGE**
Automatic By 8 Positions Filter-wheel
7 standard filters: 340, 405, 505, 546, 578, 620, 670 nm
1 Position free for optional filter
Half bandwidth < 8nm
Stray Light: < 0.3% at 340nm
- **PHOTOMETRIC RANGE**
0.0000 to 3.0000 ABS
Resolution: 0.0001 ABS
Stability: 0.002 A/hour
- **FLOWCELL**
Stainless Steel with quartz window measuring volume 32ul, Optical path 10mm
Aspiration volume programmable: 300- 1000ul Carryover < 1.0%
- **ANALYSIS METHOD**
End point with or without reagent blank, End point with sample blank or without sample blank, Kinetic with or without.
Linearity check, Two-point kinetic/fixed time with or without reagent blank, Absorbance, Turbidimetry, Linear and non-Linear calibration Coagulation
- **MEMORY**
120 Open Programmes
30 QC Results
25000 Test Results
- **TEMPERATURE CONTROL**
By means of peltier elements
25°C, 30°C, 37°C±0.1°C
- **DRY BLOCK INCUBATOR**
12 Positions at 37°C
- **DISPLAY**
7" Colour Touch Display
- **PRINT**
Built-in thermal Printer
- **OPERATING ENVIRONMENT**
Temperature: 10°C-30°C,
Humidity: < 70%**VOLTAGE AC**
115-230V+ 10%, 50-60Hz
- **POWER**
100VA
- **WEIGHT**
5.5kg (Approx)



Powerful features in a compact unit For Biochemistry

- High Performance Chemistry analyzer
- Compatible with all biochemistry reagent
- Low Maintenance
- 7 Analysis Methods
- Automatic 7 Filters + 1 Free Positions
- Superior Quality Flowcell with Quartz window
- Extremely precise temperature
- Control for better result (25°,30°,37° C Peltier)

INSTRUMENTS

Fully Automatic Chemistry Analyzer

Model Name : BioSci240

Technical Specification

- **Throughput : 200 test/hour**
- **System type : Discreet, open/ closed (Optional)**
- **Sample : Serum, Urine, Plasma, CSF, Other body fluids**
- **Measurement principle :**
Photometric and HIAS (Homogeneous Immuno Assays)
- **Wavelengths : 9: 340, 405, 450, 510, 546, 578, 620, 660, 690nm**
- **Photometer Linearity : Up to ± 3.0 Optical Density**
- **Light source : Halogen lamp (12V 20 W)**
- **Programmable Parameters : 50 photometric tests**
- **Assay modes :**
End Point, Fixed time, Rate-A, MultiPoint Non Linear
- **Sample positions :**
40 for standard cups/ primary tubes/ STAT
- **Sample volume : 2-50 μl (adjustable in 0.1 μl step)**
- **STAT Sampling : STAT sampling at any position**
- **Reagent positions :**
40 for combination of 18mL and 5mL bottle size
- **Reagent volume : 10 – 300 μl (adjustable in 1 μl step)**
- **Reagent cooling : 15°C below ambient room temperature (approx 25°C)**
- **Reaction volume : 150 μl to 300 μl**
- **Level sensing and safety mechanism :**
 - **Vertical obstruction detection**
 - **Inventory management by Capacitance based sensing**
- **Reaction temperature : 37 °C \pm 0.2 °C**
- **Calibration : Max 6 calibrators per test with Calibrator auto-dilution**
- **Calibration curves : K-Factor, Linear (one, two and multipoint), Logit-log (4P and 5P), Spline, Exponential and Polynomial**
- **Quality control : Tri level Daily and Monthly L J Graphs with Multi QC Rules**



BioSci240

Model Name : BioSci240

Technical Specification

- **Mixing type :**
By paddle mixer with variable speed (Low/ Middle/ High)
- **Sample dilution :**
Pre/Post dilution for >Linearity & Substrate Depletion
- **Sample and reagent tray :**
Rotating turn table with insulating cover
- **Sample/Reagent Identification :**
Positive Identification (barcoding) for samples & reagents
- **Cuvette washing :**
7 stages cuvette washing with drier chip
- **Data storage capacity :**
 - Test results : 1,000,000,
 - Reaction curve : 40,000 tests
- **Graph monitoring :**
Online for Reaction and Calibration curve
- **Water consumption : NCCLS Type II,**
4.5 liters/hour (approx)
- **Noise level : Less than 65 dB with cover closed**
- **Weight : Approximately 48Kgs**



Unique Features

- Variable speed stirring – Low, Middle, High for better accuracy and precision.
- Reagent bar-coding and Auto positioning by round turn table.
- Sample bar-coding and Auto positioning by round turn table.
- Lamp Off – Sleep function during idling time.
- Maintenance free, ceramic piston syringe pump for precise pipetting in decimal volumes.
- Auto Serial Dilution of Calibrator for special multi point assays like CRP, RF, Apo etc.
- Differential bottle volume: 18mL and 5mL.

Model Name : BCT (BLOOD COLLECTION TUBE)

- BLOOD COLLECTION K3 EDTA TUBE (VACCUME /NON VACCUME)
- BLOOD COLLECTION K2 EDTA TUBE (VACCUME /NON VACCUME)
- BLOOD COLLECTION FLUORIDE TUBE (VACCUME /NON VACCUME)
- BLOOD COLLECTION SERUM/PLAIN TUBE (VACCUME /NON VACCUME)
- BLOOD COLLECTION CLOT ACTIVATOR TUBE (VACCUME /NON VACCUME)
- BLOOD COLLECTION GEL & PLAIN TUBE (VACCUME /NON VACCUME)
- BLOOD COLLECTION GEL CLOT ACTIVATOR TUBE (VACCUME /NON VACCUME)
- BLOOD COLLECTION SODIUM CITRATE TUBE (VACCUME /NON VACCUME)
- BLOOD COLLECTION LITHIUM HEPARIN TUBE (VACCUME /NON VACCUME)
- BLOOD COLLECTION SODIUM HEPARIN TUBE (VACCUME /NON VACCUME)



Injection Moulding Machine

UPCOMING PRODUCTS

PRODUCTS

- **Third generation double antigen sandwich Enzyme immunosorbent assay (ELISA) for the detection of antibodies to treponemapallidum in human serum or plasma.**
- **Enzyme linked Immunosorbent Assay for the detection of antibodies to HIV-1 and HIV-2 in human serum or plasma.**
- **Fourth generation Enzyme linked Immunosorbent Assay (ELISA) for the detection of antibodies to HIV1/2 & O subtypes and p24 antigen in human serum or plasma.**
- **Enzyme linked Immunosorbent Assay for the detection of antibodies to HCV in human serum or plasma.**
- **Enzyme Linked Immunosorbent Assay (ELISA) for the detection of Hepatitis B surface antigen (HBsAg) in human serum or plasma.**
- **Enzyme Linked Immunosorbent Assay (ELISA) for the detection of Malaria specific antigen (PLDH) in human blood.**
- **Enzyme Linked Immunosorbent Assay (ELISA) for the detection of Dengue NS1 Antigen in human serum or plasma.**
- **Enzyme Linked Immunosorbent Assay for the Qualitative detection of IgM antibody to Dengue in human serum or plasma.**
- **Enzyme Linked Immunosorbent Assay for the Qualitative detection of IgG antibody to Dengue in human serum or plasma.**
- **Next Generation Sequence (NGS)**
- **Molecular Biology**
- **Serology**
- **WIDAL**
- **Anti ABD**



BioSci Healthcare
(ISO and WHO-GMP certified company)

Manufacturing Site: Plot no-1, Sector-D, Bagroda Industrial Area, Bhopal, Madhya Pradesh, 462026, India.

Tel: + 91 8109179800

For international sales: +84 385 64 2604

Website: www.bioscihealthcare.com

Email: info@bioscihealthcare.com

int.sales@bioscihealthcare.com

